

Institution: University of Missouri-St Louis (178420)

User ID: 29C0011

**Overview**

**IPEDS Student Financial Aid Component Overererererer**

m.  
rt of the Winter collection. The Winter collection will close for keyholders on  
13.  
for Group 4), Column 2 has been revised for clarity. It now more clearly  
he data in Column 3.

**Keyholders**

ment, you will be asked to report information for different groups of students.

undergraduate students

Group 1, full-time, first-time degree/certificate-seeking students

Group 2, students who paid the in-state/in-district tuition rate and were  
grant/scholarship aid from the federal government, state/local government, or

Group 2, students who paid the in-state/in-district tuition rate and were  
Title IV federal student aid

and screens to make sure you are reporting the correct aid amounts for the correct

**and Transparency Lists**

ulated in SFA will be used to populate the Department's College Affordability and

**Error Messages**

the edits that will check for blank fields, invalid values, or values that fall outside expected  
messages will require you to confirm or explain the values that you entered. Some error



**Part B**




**Part C, Page 2**

**Part C, Page 2 - Enter Information about Group 2**

Part C includes financial aid information about Group 2. Group 2 students are all full-time, first-time degree/certificate-seeking undergraduate students enrolled in Fall 2011.

For this part, report:

For These Students	The Following Type(s) of Aid	Awarded in This Period
<ul style="list-style-type: none"> <li>• Full-time, first-time degree/certificate-seeking undergraduate students enrolled in Fall 2011</li> </ul>	<ul style="list-style-type: none"> <li>• Grant or scholarship aid from the federal government</li> <li>• Grant or scholarship aid from state/local government</li> <li>• Grant or scholarship aid from the institution</li> <li>• Loans to students from the federal government and from other sources, including private or other loans</li> <li>• Do <u>not</u> include grant or scholarship aid from private or other sources</li> <li>Do <u>not</u> include PLUS loans</li> </ul>	

		awarded aid	who were awarded aid		to Group 2 students	to Group 2 students	
<b>01.</b>	Grants or scholarships from the federal government, state/local government, or the institution		<input type="text" value="425"/>	89	4,494,602	10,576	<b>7,546</b>
<b>02.</b>	<u>Federal grants</u>		<input type="text" value="205"/>	43	980,268	4,782	<b>5,215</b>
	<b>02a.</b>	Pell grants	<input type="text" value="202"/>	42	<input type="text" value="921,005"/>	4,559	<b>4,536</b>
	<b>02b.</b>	Other federal grants	<input type="text" value="33"/>	7	<input type="text" value="59,263"/>	1,796	<b>976</b>
<b>03.</b>	<u>State/local government grants or scholarships (grants/scholarships/waivers)</u>		<input type="text" value="245"/>	51	<input type="text" value="276,070"/>	1,127	<b>1,295</b>
<b>04.</b>	<u>Institutional grants or scholarships (scholarships/fellowships)</u>		<input type="text" value="380"/>	79	<input type="text" value="3,238,264"/>	8,522	<b>5,507</b>
<b>05.</b>	<u>Loans to students</u>		<input type="text" value="233"/>	49	1,327,094	5,696	<b>5,791</b>
	<b>05a.</b>	Federal loans	<input type="text" value="232"/>	48	<input type="text" value="1,253,336"/>	5,402	<b>5,534</b>
	<b>05b.</b>	Other loans (including private loans)	<input type="text" value="12"/>	3	<input type="text" value="73,758"/>	6,147	<b>6,008</b>

You may use the space below to provide context for the data you've reported above. These context notes may be posted on the College Navigator website and should be written to be understood by students and parents. For example, institutions may report here other sources of private aid not included in the categories above.




<p><b>03.</b></p>	<p>Average grant or scholarship aid from the federal government, state/local government, or the institution awarded to Group 3 students (calculated value). This value is calculated using the following formula: [D02/A03]</p>	<p>10,327</p>	<p>7,123</p>	<p>6,125</p>
-------------------	---	---------------	--------------	--------------

You may use the space below to provide context for the data you've reported above.





			Col. 1	government, or the institution Col. 2	government, or the institution Col. 3	government, or the institution Col. 4
<b>02.</b>	<b>Income level</b>					
	<b>02a.</b>	<b>\$0-30,000</b>	99	99	1,327,865	13,413
	<b>02b.</b>	<b>\$30,001-48,000</b>	55	55	536,696	9,758
	<b>02c.</b>	<b>\$48,001-75,000</b>	51	51	525,266	10,299
	<b>02d.</b>	<b>\$75,001-110,000</b>	28	25	147,412	5,265
	<b>02e.</b>	<b>\$110,001 and more</b>	45	36	217,998	4,844
	<b>02f.</b>	<b>Total all income levels</b>	278	266	2,755,237	9,911
			<b>2010-11</b>			
			<b>Col. 1</b>	<b>Col. 2</b>	<b>Col. 3</b>	<b>Col. 4</b>
<b>03.</b>	<b>Income level</b>					
	<b>03a.</b>	<b>\$0-30,000</b>	97	97	877,152	9,043
	<b>03b.</b>	<b>\$30,001-48,000</b>	49	48	425,444	8,683
	<b>03c.</b>	<b>\$48,001-75,000</b>	57	37	348,731	6,118
	<b>03d.</b>	<b>\$75,001-110,000</b>	52	5	222,079	4,271
	<b>03e.</b>	<b>\$110,001 and more</b>	41	0	88,384	2,156
	<b>03f.</b>	<b>Total all income levels</b>	296	187	1,961,790	6,628
			<b>2009-10</b>			
			<b>Col. 1</b>	<b>Col. 2</b>	<b>Col. 3</b>	<b>Col. 4</b>
<b>04.</b>	<b>Income level</b>					
	<b>04a.</b>	<b>\$0-30,000</b>	103	103	824,032	8,000
	<b>04b.</b>	<b>\$30,001-48,000</b>	58	57	439,377	7,575
	<b>04c.</b>	<b>\$48,001-75,000</b>	52	26	268,995	5,173
	<b>04d.</b>	<b>\$75,001-110,000</b>	47	2	117,675	2,504
	<b>04e.</b>	<b>\$110,001 and more</b>	38	0	73,392	1,931
	<b>04f.</b>	<b>Total all income levels</b>	298	188	1,723,471	5,783
<p>You may use the space below to provide context for the data you've reported above.</p>						








**Part F**




 You may use the space below to provide context for these data. These context notes may be posted on the College Navigator website and should be written to be understood by students and parents.

**Prepared by**

<b>This survey component was prepared by:</b>									
	Keyholder		SFA Contact		HR Contact		Finance Contact		Other
Name:	<input type="text" value="Randy Sade"/>								
Email:	<input type="text" value="SadeR@umsystem.edu"/>								
How long did it take to prepare this survey component?									
				<input type="text" value="22"/>	hours				







Reason:	The University increased on-campus housing scholarships, which resulted in an overall increase in students living in the residence hall. Some of athletics has also encouraged its students to take advantage of these scholarships, which would result in a decrease in students living off campus. The larger differences is also a reflection of an 8% decrease in first time degree-seeking students coming from the St. Louis Metropolitan area.			
Screen Entry	The average amount of grant and scholarship aid from the federal government, state/local government, or the institution awarded to Group 4 students for this income level is smaller than expected in comparison with the other income levels. Please check the values entered for the number of these students who were awarded any Title IV aid (Col. 1) and the total amount of grant or scholarship aid awarded to them (Col. 3) and correct your data or explain the discrepancy. (Error #7317)	Explanation	Yes	
Reason:	The most significant difference in the aid awarded to students in 02b versus 02c is in the form of housing scholarships. More students in 02c qualified for and were offered housing scholarships than students in 02b. When we removed housing scholarships from the calculations, this anomaly disappears.			
Screen Entry	The total amount of grant or scholarship aid awarded to Group 4 students from the federal government, state/local government, or the institution across all income levels (2,755,237) is outside of the expected range of between 1,471,343 and 2,452,237 based on the prior year value. Please fix your data or explain the discrepancy. (Error #7332)	Explanation	Yes	
Reason:	Increase in merit scholarship eligibility, increase in housing scholarships and need-based grant, addition of Gear Up and Opportunity Scholars 7)			