

Institution: University of Missouri

|

**Part B Selection**

**Completion of Part B (Enrollment of Students by Age) is optional this year.**

**Do you wish to complete Part B this year?**


Institution: University of Missouri-Columbia (178396)

User ID: 29C0011

**Fall Enrollment - CIPCODE Selection**

Indicate which of the following fields of study are offered by your institution. Students are to be reported by their major field of study for the categories listed below. Fields for which enrollment was reported for Fall 2010 have already been checked; please make sure all listed fields that are offered by your institution are checked.

Undergraduate and graduate fields	
<input checked="" type="checkbox"/>	13.0000 -- Education
<input checked="" type="checkbox"/>	14.0000 -- Engineering
<input checked="" type="checkbox"/>	26.0000 -- Biological and Biomedical Sciences
<input checked="" type="checkbox"/>	27.0000 -- Mathematics
<input checked="" type="checkbox"/>	40.0000 -- Physical Sciences
<input checked="" type="checkbox"/>	52.0000 -- Business, Management, Marketing, and Related Support Services
Graduate-only fields	
<input checked="" type="checkbox"/>	22.0101 -- Law (LL.B., J.D.)
<input type="checkbox"/>	51.0401 -- Dentistry (D.D.S., D.M.D.)
<input checked="" type="checkbox"/>	51.1201 -- Medicine (M.D.)
<input type="checkbox"/>	None of the above

You may use the space below to provide context for the data you've reported above.







**Part A - Fall Enrollment by race/ethnicity and gender**

Enrollment as of the institution's official fall reporting date or as of October 15, 2012

CIPCODE: 14.0000 -- Engineering

**Full-time undergraduate students**

- Report Hispanic/Latino individuals of any race as Hispanic/Latino
- Report race for non-Hispanic/Latino individuals only

Students enrolled for <u>credit</u>	<u>Degree/certificate-seeking</u>				Non-degree/ non-certificate- seeking	Total,6q 1 0 6

Tc.0058 Tw[To]-7.4(ta)-7.4(









**Part A - Fall Enrollment by race/ethnicity and gender**

Table content is missing or blank.

Institution: University of Missouri-Columbia (178396)

User ID: 29C0011

**Part A - Fall Enrollment by race/ethnicity and gender**Enrollment as of the institution's official fall reporting date or as of October 15, 2012

CIPCODE: 52.0000 -- Business, Management, Marketing and Related Support Services

**Full-time undergraduate students**

- Report Hispanic/Latino individuals of any race as Hispanic/Latino
- Report race for non-Hispanic/Latino individuals only

Students enrolled for <u>credit</u>	<u>Degree/certificate-seeking</u>				Non-degree/ non-certificate- seeking	Total, full-time undergraduate students
	<u>First-time</u>	<u>Transfer- in</u>	Continuing	Total		
<b>Men</b>						
<u>Nonresident alien</u>	15	4	36	55	0	55
<u>Hispanic/Latino</u>	24	4	45	73	0	73
<u>American Indian or Alaska Native</u>	1	0	3	4	0	4
<u>Asian</u>	14	2	42	58	0	58
<u>Black or African American</u>	56	5	102	163	0	163
<u>Native Hawaiian or Other Pacific Islander</u>	0	0	0	0	0	0
<u>White</u>	620	59	1,591	2,270	0	2,270
Two or more races	18	0	18	36	0	36
<u>Race/ethnicity unknown</u>	3	1	26	30	0	30
<b>Total men</b>	751	75	1,863	2,689	0	2,689
<b>Women</b>						
<u>Nonresident alien</u>	3	0	34	37	0	37
<u>Hispanic/Latino</u>	7	0	28	35	0	35
<u>American Indian or Alaska Native</u>	2	0	5	7	0	7
<u>Asian</u>	7	1	26	34	0	34
<u>Black or African American</u>	45	3	82	130	0	130
<u>Native Hawaiian or Other Pacific Islander</u>	0	0	2	2	0	2
<u>White</u>	303	26	835	1,164	0	1,164
Two or more races	13	0	14	27	0	27
<u>Race/ethnicity unknown</u>	2	0	10	12	0	12
<b>Total women</b>	382	30	1,036	1,448	0	1,448
Grand total (men+women)	1,133	105	2,899	4,137	0	4,137
Grand total (men+women) 2010-11	<b>968</b>	<b>120</b>	<b>2,894</b>	<b>3,982</b>		<b>3,982</b>

Institution: University of Missouri-Columbia (178396)

User ID: 29C0011

**Part A - Fall Enrollment for Part-time Undergraduate Students**Enrollment as of the institution's official fall reporting date or as of October 15, 2012**Part-time Undergraduate Students****Race/Ethnicity Reporting Reminder:**

- Report Hispanic/Latino individuals of any race as Hispanic/Latino
- Report race for non-Hispanic/Latino individuals only

Enrolled for <u>credit</u>	<u>Degree/certificate-seeking</u>				Non-degree/ non- certificate- seeking	Total, part-time undergraduate students
	<u>First-time</u>	<u>Transfer- in</u>	Continuing	Total degree/certificate- seeking		
<b>Men</b>						
<u>Nonresident alien</u>	39	9	19	67	6	73
<u>Hispanic/Latino</u>	1	4	13	18	3	21
<u>American Indian or Alaska Native</u>	0	0	3	3	2	5
<u>Asian</u>	2	3	15	20	12	32
<u>Black or African American</u>	3	1	39	43	7	50
<u>Native Hawaiian or Other Pacific Islander</u>	0	0	0	0	0	0
<u>White</u>	30	56	516	602	90	692
Two or more races	0	2	15	17	3	20
<u>Race and ethnicity unknown</u>	0	0	14	14	5	19
<b>Total men</b>	75	75	634	784	128	912
Total men prior year	<b>41</b>	<b>72</b>	<b>595</b>	<b>708</b>	<b>106</b>	<b>814</b>
<b>Women</b>						
<u>Nonresident alien</u>	24	6	30	60	4	64
<u>Hispanic/Latino</u>	2	6	17	25	3	28
<u>American Indian or Alaska Native</u>	0	2	5	7	0	7
<u>Asian</u>	2	3	13	18	5	23
<u>Black or African American</u>	1	7	35	43	11	54
<u>Native Hawaiian or Other Pacific Islander</u>	0	0	0	0	0	0
<u>White</u>	18	88	472	578	80	658
Two or more races	0	2	10	12	0	12
<u>Race and ethnicity unknown</u>	1	1	14	16	8	24
<b>Total women</b>	48	115	596	759	111	870
Total women prior year	<b>46</b>	<b>113</b>	<b>521</b>	<b>680</b>	<b>85</b>	<b>765</b>

<b>Grand total (men+women)</b>	123	190	1,230	1,543	239	1,782
Grand total (men+women) prior year	<b>87</b>	<b>185</b>	<b>1,116</b>	<b>1,388</b>	<b>191</b>	<b>1,579</b>





**Part A - Fall Enrollment by race/ethnicity and gender**






**Part A - Fall Enrollment by race/ethnicity and gender**







**Part A - Fall Enrollment by race/ethnicity and gender**


--

--















**Part A - Fall Enrollment by race/ethnicity and gender**




Institution: University of Missouri-Columbia (178396)

User ID: 29C0011

**Part A - Fall Enrollment by Distance Education Status**

Enrollment as of the institution's official fall reporting date or as of October 15, 2012

	<u>Undergraduate Students</u>		<u>Graduate Students</u>
	<u>Degree/Certificate Seeking</u>	Non-Degree/Certificate Seeking	
<b>Enrolled exclusively in distance education courses</b>	442	84	1,543
<b>Enrolled in some but not all distance education courses</b>	5,862	16	474
<b>Not enrolled in any distance education courses</b>	20,285	271	5,727
<b>Total</b> (all distance education statuses)	26,589	371	7,744
Total (from prior part A screens) <i>NOTE: The total of all distance education statuses (above) must equal this total carried forward from the prior part A screens</i>	26,589	371	7,744

You may use the space below to provide context for the data you've reported above.

Institution: University of Missouri-Columbia (178396)

User ID: 29C0011

**Part A - Fall Enrollment by Distance Education Status**

Of those students <i>exclusively</i> enrolled in distance education courses, report the number that are:		<u>Undergraduate Students</u>		<u>Graduate Students</u>
		<u>Degree/Certificate Seeking</u>	Non-Degree/Certificate Seeking	
Located in	MO	351	66	1,118
Located in the U.S. but not in	MO	84	17	402
Located in the U.S. but state/jurisdiction unknown		0	0	0
Located outside the U.S.		7	1	23
Location unknown/unreported		0	0	0
Total students exclusively enrolled in distance education (from section above)		442	84	1,543







Institution: University of Missouri-Columbia (178396)

User ID: 29C0011

**Part A - Fall Enrollment - Summary by race/ethnicity****Fall enrollment totals****CIPCODE: 14.0000 -- Engineering**

Students enrolled for credit	Total full-time students	Total part-time students	Grand total, all students
<b>Men</b>			
<u>Nonresident alien</u>	243	100	343
<u>Hispanic/Latino</u>	57	2	59
<u>American Indian or Alaska Native</u>	4	0	4
<u>Asian</u>	42	10	52
<u>Black or African American</u>	136	5	141
<u>Native Hawaiian or Other Pacific Islander</u>	0	0	0
<u>White</u>	1,798	107	1,905
Two or more races	45	3	48
<u>Race and ethnicity unknown</u>	32	10	42
<b>Total men</b>	<b>2,357</b>	<b>237</b>	<b>2,594</b>
<b>Women</b>			
<u>Nonresident alien</u>	98	35	133
<u>Hispanic/Latino</u>	15	2	17
<u>American Indian or Alaska Native</u>	0	1	1
<u>Asian</u>	11	3	14
<u>Black or African American</u>	48	0	48
<u>Native Hawaiian or Other Pacific Islander</u>	0	0	0
<u>White</u>	319	16	335
Two or more races	8	0	8
<u>Race and ethnicity unknown</u>	12	1	13
<b>Total women</b>	<b>511</b>	<b>58</b>	<b>569</b>
<b>Grand Total (men+women)</b>	<b>2,868</b>	<b>295</b>	<b>3,163</b>

**Part A - Fall Enrollment - Summary by race/ethnicity**

Institution: University of Missouri-Columbia (178396)

User ID: 29C0011

**Part A - Fall Enrollment - Summary by race/ethnicity****Fall enrollment totals****CIPCODE: 27.0000 -- Mathematics and Statistics**

Students enrolled for credit	Total full-time students	Total part-time students	Grand total, all students
<b>Men</b>			
<u>Nonresident alien</u>	65	6	71
<u>Hispanic/Latino</u>	3	1	4
<u>American Indian or Alaska Native</u>	0	0	0
<u>Asian</u>	2	0	2
<u>Black or African American</u>	2	1	3
<u>Native Hawaiian or Other Pacific Islander</u>	0	0	0
<u>White</u>	98	14	112
Two or more races	4	0	4
<u>Race and ethnicity unknown</u>	5	2	7
<b>Total men</b>	<b>179</b>	<b>24</b>	<b>203</b>
<b>Women</b>			
<u>Nonresident alien</u>	33	6	39
<u>Hispanic/Latino</u>	2	0	2
<u>American Indian or Alaska Native</u>	0	0	0
<u>Asian</u>	1	1	2
<u>Black or African American</u>	2	0	2
<u>Native Hawaiian or Other Pacific Islander</u>	0	0	0
<u>White</u>	33	1	34
Two or more races	0	0	0
<u>Race and ethnicity unknown</u>	4	0	4
<b>Total women</b>	<b>75</b>	<b>8</b>	<b>83</b>
<b>Grand Total (men+women)</b>	<b>254</b>	<b>32</b>	<b>286</b>

Institution: University of Missouri-Columbia (178396)

User ID: 29C0011

**Part A - Fall Enrollment - Summary by race/ethnicity****Fall enrollment totals****CIPCODE: 40.0000 -- Physical Sciences**

Students enrolled for credit	Total full-time students	Total part-time students	Grand total, all students
<b>Men</b>			
<u>Nonresident alien</u>	43	18	61
<u>Hispanic/Latino</u>	9	0	9
<u>American Indian or Alaska Native</u>	2	1	3
<u>Asian</u>	11	1	12
<u>Black or African American</u>	8	1	9
<u>Native Hawaiian or Other Pacific Islander</u>	0	0	0
<u>White</u>	326	42	368
Two or more races	8	0	8
<u>Race and ethnicity unknown</u>	4	1	5
<b>Total men</b>	<b>411</b>	<b>64</b>	<b>475</b>
<b>Women</b>			
<u>Nonresident alien</u>	38	5	43
<u>Hispanic/Latino</u>	7	0	7
<u>American Indian or Alaska Native</u>	0	0	0
<u>Asian</u>	2	2	4
<u>Black or African American</u>	22	1	23
<u>Native Hawaiian or Other Pacific Islander</u>	0	0	0
<u>White</u>	152	14	166
Two or more races	8	1	9
<u>Race and ethnicity unknown</u>	4	0	4
<b>Total women</b>	<b>233</b>	<b>23</b>	<b>256</b>
<b>Grand Total (men+women)</b>	<b>644</b>	<b>87</b>	<b>731</b>



Institution: University of Missouri-Columbia (178396)

User ID: 29C0011

**Part B - Fall Enrollment by Age and Gender for Full-time Undergraduate Students****NOTE: These data are optional this year.**Enrollment as of the institution's official fall reporting date or as of October 15, 2012

Age	Full-time Undergraduate Students	
	Men	Women
Under 18	54	81
18-19	4,947	5,907
20-21	4,741	5,532
22-24	1,960	1,343
25-29	290	139
30-34	68	36
35-39	14	21
40-49	16	17
50-64	7	5
65 and over		
Age unknown/unreported	0	0
Total full-time undergraduate students (from part A)	12,097	13,081

Institution: University of Missouri-Columbia (178396)

User ID: 29C0011

**Part B - Fall Enrollment by Age and Gender for Part-time Undergraduate Students****NOTE: These data are optional this year.**Enrollment as of the institution's official fall reporting date or as of October 15, 2012

Age	Part-time Undergraduate Students	
	Men	Women
Under 18	26	16
18-19	114	87
20-21	196	191
22-24	343	275
25-29	111	117
30-34	51	61
35-39	37	45
40-49	23	49
50-64	10	28
65 and over	1	1
Age unknown/unreported	0	0
Total part-time undergraduate students (from part A)	912	870



Institution: University of Missouri-Columbia (178396)

User ID: 29C0011

**Part B - Fall Enrollment by Age and Gender for Full-time Graduate Students****NOTE: These data are optional this year.**Enrollment as of the institution's official fall reporting date or as of October 15, 2012

Age	<u>Full-time Graduate Students</u>	
	Men	Women
Under 18	<input type="text"/>	<input type="text"/>
18-19	<input type="text"/>	<input type="text"/>
20-21	<input type="text" value="22"/>	<input type="text" value="70"/>
22-24	<input type="text" value="900"/>	<input type="text" value="1,235"/>
25-29	<input type="text" value="871"/>	<input type="text" value="830"/>
30-34	<input type="text" value="312"/>	<input type="text" value="283"/>
35-39	<input type="text" value="146"/>	<input type="text" value="132"/>
40-49	<input type="text" value="97"/>	<input type="text" value="126"/>
50-64	<input type="text" value="33"/>	<input type="text" value="67"/>
65 and over	<input type="text" value="1"/>	<input type="text" value="1"/>
Age unknown/unreported	0	0
Total full-time graduate students (from part A)	2,382	2,744

**Part B - Fall Enrollment by Age and Gender for Part-time Graduate Students****NOTE: These data are optional this year.**Enrollment as of the institution's official fall reporting date or as of October 15, 2012

Age	<u>Part-time Graduate Students</u>	
	Men	Women
Under 18	<input type="text"/>	<input type="text"/>
18-19	<input type="text"/>	<input type="text"/>
20-21	<input type="text" value="2"/>	<input type="text" value="1"/>
22-24	<input type="text" value="107"/>	<input type="text" value="193"/>
25-29	<input type="text" value="301"/>	<input type="text" value="472"/>
30-34	<input type="text" value="189"/>	<input type="text" value="318"/>
35-39	<input type="text" value="114"/>	<input type="text" value="231"/>
40-49	<input type="text" value="120"/>	<input type="text" value="329"/>
50-64	<input type="text" value="68"/>	<input type="text" value="167"/>
65 and over	<input type="text" value="4"/>	<input type="text" value="2"/>
Age unknown/unreported	0	0
Total part-time graduate students (from part A)	905	1,713

**Part C - Screening Question**




**Part C - Residence of First-time Undergraduates**

---

The main body of the page is a large, empty rectangular area, likely intended for data entry or reporting. It is bounded by a thin vertical line on the left and a thin horizontal line at the top, which together with the header text define the form's structure.



Institution: University of Missouri-Columbia (178396)

User ID: 29C0011

**Part D - Total Undergraduate Entering Class****Total Undergraduate Entering Class, Fall 2012**

<b>Total Undergraduate Entering Class, Fall 2012</b>		
D1	Total full-time, first-time degree/certificate-seeking <u>undergraduates</u> from Part A (GR <u>cohort</u> )	6,378
D2	Total <u>first-time</u> degree/certificate-seeking undergraduates (full-time + part-time) from Part A	6,501
D3	Total <u>transfer-in</u> degree/certificate-seeking undergraduates (full-time + part-time) from Part A	1,310
D4	Total <u>non-degree/certificate-seeking</u> undergraduates (full-time + part-time) from Part A	371
D5	Of the total non-degree/certificate-seeking undergraduates displayed on line D4, <b>the number that are new to the institution in Fall 2012</b>	95
D6	Total <u>entering students</u> at the undergraduate level <b>Note:</b> This is calculated as first-time students (line D2) + students transferring to the institution (line D3) + non-degree/certificate-seeking undergraduates entering in Fall 2012 (line D5).	7,906
D7	Percentage of undergraduate entering class represented by your GR <u>cohort</u> (line D1/line D6)	81





**Part E - First-time Bachelor's Cohort Retention Rates (Part-time)**

Retention Rates

**Part-time, First-time Bachelor's Cohort from Fall 2011**

Academic reporters determine the cohort and retention as of the institution's official fall reporting date or as of October 15. Program reporters determine the cohort with enrollment any time between August 1 and October 31, 2011 and retention based on August 1, 2012.

The retention rate is calculated by the system after clicking "Save" on the screen. Exclusions are subtracted from the original cohort and the resulting adjusted cohort is used for calculating the retention rate.

**Retention Data Reporting Reminders:**

- Include only **part-time, first-time bachelor's-seeking** students in this cohort.
- Determine part-time using Fall 2011 attendance status (e.g. if a student was part-time in Fall 2011, report them in the part-time cohort regardless of their Fall 2012 status).
- If there are no students to report in the cohort, enter zero. Do not leave the field blank.
- Report in the exclusions box (line E7) the number of students from the cohort who left the institution for any of the following reasons: died or were totally and permanently disabled; to serve in the armed forces (including those called to active duty); to serve with a foreign aid service of the Federal Government (e.g. Peace Corps); or to serve on official church missions.

Prior year data (Fall 2010 cohort)

**PART-TIME, FIRST-TIME BACHELOR'S COHORT RETENTION:**

<b>E6</b>	Part-time, first-time Fall 2011 bachelor's cohort	<input type="text" value="87"/>	<b>85</b>	
<b>E7</b>	<u>Exclusions</u> from the Fall 2011 cohort	<input type="text" value="0"/>	<b>0</b>	
<b>E8</b>	<b>Adjusted</b> Fall 2011 cohort (line E6 - line E7)	87	<b>85</b>	
<b>E9</b>	Students from Fall 2011 cohort <b>still enrolled</b> as of Fall 2012	<input type="text" value="52"/>	<b>45</b>	
<b>E10</b>	Part-time, first-time Fall 2011 bachelor's cohort retention rate (line E9 / line E8)			






**Part F - Student-to-Faculty Ratio**

Please provide your institution's student-to-faculty ratio (i.e., student-to-instructional staff) for undergraduate programs for Fall 2012. The student-to-faculty ratio and any accompanying context that is provided will be


Institution: University of Missouri-Columbia (178396)

User ID: 29C0011

**Prepared by**

<b>This survey component was prepared by:</b>										
	Keyholder		SFA Contact		HR Contact		Finance Contact		Other	
Name:	<input type="text" value="Randy Sade"/>									
Email:	<input type="text" value="SadeR@umsystem.edu"/>									
How long did it take to prepare this survey component?										
	<input type="text" value="91"/>	hours	<input type="text" value="0"/>	minutes						
<p>The name of the preparer is being collected so that we can follow up with the appropriate person in the event that there are questions concerning the data. The Keyholder will be copied on all email correspondence to other preparers.</p> <p>The time it took to prepare this component is being collected so that we can continue to improve our estimate of the reporting burden associated with IPEDS. Please include in your estimate the time it took for you to review instructions, query and search data sources, complete and review the component, and submit the data through the Data Collection System.</p> <p>Thank you for your assistance.</p>										

**Summary**

### Fall Enrollment Survey Summary Four-Year Institutions with Graduate Students


IPEDS collects important information regarding your institution. All data reported in IPEDS survey components become available in the IPEDS Data Center and appear as aggregated data in various Department of Education reports. Additionally, some of the reported data appears specifically for your institution through the College Navigator website and is included in your institution's Data Feedback Report (DFR). The purpose of this summary is to provide you an opportunity to view some of the data that, when accepted through the IPEDS quality control process, will appear on the College Navigator website and/or your DFR. College Navigator is updated approximately three months after the data collection period closes and Data Feedback Reports will be available through the ExPT and sent to your institution's CEO in November 2013.

Please review your data for accuracy. If you have questions about the data displayed below after reviewing the data reported on the survey screens, please contact the IPEDS Help Desk at: 1-877-225-2568 or [ipedshelp@rti.org](mailto:ipedshelp@rti.org).

<b>Student Enrollment</b>	
Total enrollment	34,704
Undergraduate enrollment	26,960
Undergraduate transfer-in enrollment	1,310
Graduate enrollment	7,744
Student-to-faculty ratio	20 to 1

<b>Student Characteristics (All Students)</b>	
Percent of all students who are female	53%
Percent of all students by race/ethnicity:	
American Indian or Alaska Native	0%
Asian	2%
Black or African American	7%
Hispanic/Latino	3%
Native Hawaiian or Pacific Islander	0%
White	78%
Two or More Races	2%
Race and ethnicity unknown	2%
Nonresident alien	6%

<b>Undergraduate Student Characteristics</b>	
Percent of undergraduates who are female	52%
Percent of undergraduates who are full-time	93%
Percent of undergraduates by race/ethnicity:	
American Indian or Alaska Native	0%
Asian	2%
Black or African American	8%

Institution: University of Missouri-Columbia (178396)

User ID: 29C0011

Edit Report

**Fall Enrollment**

**University of Missouri-Columbia (178396)**

Source	Description	Severity	Resolved	Options
--------	-------------	----------	----------	---------

**Screen: Part-time undergraduates**

Upload File	The number entered (75) does not lie within the expected range of between 25 and 57 based on enrollment data reported last year. Please correct your data or provide an explanation. (Error #6304)	Explanation	Yes	
Reason:	Increase is due to an increase number of Nonresident alien freshman enrolled in Engineering and Business programs.			