

2018-19 Data

Institution: University of Missouri-System Office (178439)

User ID: 29C0011

Finance - Public Institutions' Reporting Standard

Reporting Standard	
Please indicate which reporting standards are used to prepare your financial statements:	
<input type="checkbox"/>	GASB (Governmental Accounting Standards Board), using standards of GASB 34 & 35
<input type="checkbox"/>	FASB (Financial Accounting Standards Board)
Please consult your business officer for the correct response before saving this screen. Your response to this question will determine the forms you will receive for reporting finance data.	







18	<u>Net position</u> CV=[(A06+A19)-(A13+A20)]	 -304,049,958	<b>-294,727,467</b>
----	---	--	---------------------

You may use the space below to provide context for the data you've reported above.

Institution: University of Missouri-System Office (178439)

User ID: 29C0011

Part A - Statement of Net Position Page 2

Fiscal Year: July 1, 2018 - June 30, 2019

Line No.	Description	Ending balance	Prior year Ending balance
	<u>Capital Assets</u>		
21	<u>Land and land improvements</u>	3,840,895	3,840,896
22	<u>Infrastructure</u>	121,051,283	121,051,283
23	<u>Buildings</u>	21,493,515	21,493,515
32	Equipment, including art and <u>library collections</u>	77,165,866	80,276,169
27	<u>Construction in progress</u>	0	0
	Total for Plant, Property and Equipment CV = (A21+ .. A27)	223,551,559	226,661,863
28	<u>Accumulated depreciation</u>	119,360,602	114,290,431
33	Intangible assets, net of accumulated amortization	0	0
34	Other capital assets	11,899,817	11,844,498

You may use the space below to provide context for the data you've reported above.





Institution: University of Missouri-System Office (178439)

User ID: 29C0011

Part B - Revenues by Source (1)

Fiscal Year: July 1, 2018 - June 30, 2019

Report in whole dollars only

Line No.	Source of Funds	Current year amount	Prior year amount
	<u>Operating Revenues</u>		
01	<u>Tuition and fees</u> , after deducting <u>discounts and allowances</u>	0	0
	Grants and contracts - operating		
02	Federal operating grants and contracts	0	0
03	State operating grants and contracts	135,651	505
04	Local government/private operating grants and contracts	0	0
	04a Local government operating grants and contracts	0	0
	04b Private operating grants and contracts	0	0
05	Sales and services of <u>auxiliary enterprises</u> , after deducting <u>discounts and allowances</u>	25,377,409	28,048,500
26	<u>Sales and services of educational activities</u>	726,438	1,055,244
08	Other sources - operating (CV) CV=[B09-(B01+ ....+B26)]	1,252,350	2,471,358
09	Total operating revenues	27,491,848	31,575,607

Institution: University of Missouri-System Office (178439)

User ID: 29C0011

## Part B - Revenues by Source (2)

Fiscal Year: July 1, 2018 - June 30, 2019







Line No.	Source of funds	Current year amount	Prior year amount
	<u>Nonoperating Revenues</u>		
10	Federal <u>appropriations</u>	9,828,045	9,754,640
11	State <u>appropriations</u>	20,792,583	22,233,104
12	<u>Local appropriations, education district taxes, and similar support</u>	0	0
	Grants-nonoperating		
13	Federal nonoperating grants <b>Do NOT include Federal Direct Student Loans</b>	0	0
14	State nonoperating grants	0	0
15	Local government nonoperating grants	0	0
16	<u>Gifts, including contributions from affiliated organizations</u>	670,705	114,450
17	<u>Investment income</u>	99,007,953	58,350,407
18	Other nonoperating revenues CV=[B19-(B10+...+B17)]	17,239,172	0
19	Total nonoperating revenues	147,538,458	90,452,601
27	Total operating and nonoperating revenues CV=[B19+B09]	175,030,306	122,028,208
28	<u>12-month Student FTE from E12</u>		
29	Total operating and nonoperating revenues per student FTE CV=[B27/B28]		



Institution: University of Missouri-System Office (178439)

User ID: 29C0011

Part C-1 - Expenses by Functional Classification

Fiscal Year: July 1, 2018 - June 30, 2019					
Report Total Operating AND Nonoperating Expenses in this section					
Line No.	Expense: Functional Classifications	Total amount	Prior Year Total Amount	Salaries and wages	Prior Year Salaries and wages
		(1)		(2)	
01	<u>Instruction</u>	 6,709,004	2,852,829	 388,194	269,680
02	<u>Research</u>	2,432,315	1,818,651	107,733	28,431
03	<u>Public service</u>	 2,047,182	1,238,393	 224,156	177,804
05	<u>Academic support</u>	 3,272,443	1,060,898	455,227	162,264
06	<u>Student services</u>	4,864,389	5,276,510	1,189,308	1,163,086
07	<u>Institutional support</u>	40,898,512	37,379,600	25,601,066	25,053,067
10	<u>Scholarships and fellowships expenses, net of discounts and allowances (from Part E, E11)</u>	0	0		
11	<u>Auxiliary enterprises</u>	23,135,509	26,863,141	5,457,712	5,351,624
14	Other Functional Expenses and deductions CV=[C19-(C01+...+C11)]	100,995,393	20,928,191	0	0
19	Total expenses and deductions	 184,354,747	97,418,213	33,423,396	32,205,956

Institution: University of Missouri-System Office (178439)

User ID: 29C0011

Part C-2 - Expenses by Natural Classification

Fiscal Year: July 1, 2018 - June 30, 2019

Line No.	<u>Expense: Natural Classifications</u>	Total Amount	Prior year amount
19-2	<u>Salaries and Wages</u> (from Part C-1,Column 2 line 19)	33,423,396	32,205,956
19-3	<u>Benefits</u>	117,088,310	33,436,737
19-4	<u>Operation and Maintenance of Plant (as a natural expense)</u>	1,621,790	5,857,912
19-5	<u>Depreciation</u>	4,325,541	4,843,818
19-6	<u>Interest</u>	2,162,817	1,714,628
19-7	<u>Other Natural Expenses and Deductions</u> CV=[C19-1 - (C19-2 + ... + C19-6)]	25,732,893	19,359,162
19-1	Total Expenses and Deductions (from Part C-1, Line 19)	184,354,747	97,418,213
20-1	<u>12-month Student FTE (from E12 survey)</u>		
21-1	Total expenses and deductions per student FTE CV=[C19-1/C20-1]		

You may use the space below to provide context for the data you've reported above.

Institution: University of Missouri-System Office (178439)

User ID: 29C0011

Part M - Pension and Postemployment Benefits Other than Pension (OPEB) Information

Fiscal Year: July 1, 2018 - June 30, 2019

Line No.	Description	Current year amount	Prior Year amount
01	Pension expense	217,961,092	142,184,579
02	Net Pension liability	814,278,706	731,193,228
03	Deferred inflows related to pension	24,985,428	34,921,328
04	Deferred outflows related to pension	220,472,951	249,373,004
05	OPEB expense	17,475,557	
06	Net OPEB liability	453,640,028	
07	Deferred inflows related to OPEB	44,866,856	
08	Deferred outflows related to OPEB	27,213,697	

You may use the space below to provide context for the data you've reported above.

Part H - Details of Endowment Assets

Fiscal Year: July 1, 2018 - June 30, 2019

Line No.	Value of Endowment Assets	Market Value	Prior Year Amounts
	Include not only endowment assets held by the institution, but any assets held by private foundations affiliated with the institution.		
01	Value of <u>endowment assets</u> at the beginning of the fiscal year	205,616,212	194,740,133
02	Value of <u>endowment assets</u> at the end of the fiscal year		











Institution: University of Missouri-System Office (178439)

User ID: 29C0011

Part L - Debt and Assets for Census Bureau, page 2

Fiscal Year: July 1, 2018 - June 30, 2019

Assets

Category	Amount
07 Total cash and security assets held at end of fiscal year in sinking or debt service funds	0
08 Total cash and security assets held at end of fiscal year in bond funds	0
09 Total cash and security assets held at end of fiscal year in all other funds	1,202,356,478

You may use the space below to provide context for the data you've reported above.

Prepared by


Summary

### Finance Survey Summary

IPEDS collects important information regarding your institution. All data reported in IPEDS survey components become available in the IPEDS Data Center and appear as aggregated data in various Department of Education reports. Additionally, some of the reported data appears specifically for your institution through the College Navigator website and is included in your institution's Data Feedback Report (DFR). The purpose of this summary is to provide you an opportunity to view some of the data that, when accepted through the IPEDS quality control process, will appear on the College Navigator website and/or your DFR. College Navigator is updated approximately three months after the data collection period closes and Data Feedback

Other core expenses	\$100,995,393	63%	N/A
Total core expenses	\$161,219,238	100%	N/A

Finance

--	--	--	--	--

--	--	--	--	--

--	--	--	--	--

--

--	--	--	--	--

--	--	--	--	--

--	--	--	--	--

--	--	--	--	--

--	--	--	--	--

--	--	--	--	--

--	--	--	--	--

--	--	--	--	--

--	--	--	--	--

--	--	--	--	--

--	--	--	--	--

--

--	--	--	--	--



Reason: Overall benefits expense is increasing due to increased medical and retirement required contributions. However, this is

--	--	--	--

--	--	--	--

--	--	--	--

--	--	--	--

--	--	--	--

--	--	--	--

--	--	--	--

--	--	--	--

--	--	--	--

--	--	--	--

--	--	--	--

--	--	--	--

--	--	--	--

--	--	--	--

--	--	--	--

--	--	--	--

--	--	--	--

