

Institution: University of Missouri-Columbia (178396)

User ID: 29C0011

Section I - Establishing cohorts

Based on your institution's response to the predominant calendar system question (B3) on the Institutional Characteristics Header survey component from the IPEDS Fall 2019 data collection, your institution must report graduation rates data using a:

Fall Cohort

A fall cohort is used by institutions with standard academic terms (semester, trimester, quarter, 4-1-4). A full-year cohort is used by institutions offering primarily occupational/vocational programs and operating on a continuous basis.

Establishing cohorts

NOTE: Reporting using the new race/ethnicity categories is now mandatory. On this screen you will need to revise your preloaded 2013 cohort of full-time, first-time degree/certificate-seeking undergraduate students to the new race/ethnicity categories (if applicable). For information and assistance with this, please visit the [IPEDS Race/Ethnicity Information Center](#).

Men

Screen 1 of 2

	Cohort year 2013	
	<u>Initial cohort</u>	<u>Revised cohort</u> (Column 01)
<u>Nonresident alien</u>	55	<input type="text" value="55"/>
<u>Hispanic/Latino</u>	119	<input type="text" value="119"/>
<u>American Indian or Alaska Native</u>	7	<input type="text" value="7"/>
<u>Asian</u>	72	<input type="text" value="72"/>
<u>Black or African American</u>	206	<input type="text" value="206"/>
<u>Native Hawaiian or Other Pacific Islander</u>	0	<input type="text" value="0"/>
<u>White</u>	2,267	<input type="text" value="2,267"/>
Two or more races	86	<input type="text" value="86"/>
<u>Race and ethnicity unknown</u>	16	<input type="text" value="16"/>
Total men	2,828	2,828

Women

Screen 1 of 2

	Cohort year 2013	
	<u>Initial cohort</u>	<u>Revised cohort</u> (Column 01)
<u>Nonresident alien</u>	40	<input type="text" value="40"/>

Section I - Establishing cohorts

- Incoming students seeking a bachelor's degree should be reported in Column 02. Column 03 will then be generated for you. Column 03 is meant to include any full-time, first-time entering students who were seeking a degree or certificate other than a bachelor's degree, such as an associate's degree or undergraduate certificate.
- If you have no changes to the preloaded data on this screen, click the "Save and Next" button to generate additional screens for reporting completers and transfers/exclusions.

Establishing cohorts


- **Report Hispanic/Latino individuals of any race as Hispanic/Latino**
- **Report race for non-Hispanic/Latino individuals only**



Men

Screen 2 of 2

Cohort year 2013

Cohort Bachelor's or
equivalent
degree-seeking



	<u>degree-seeking subcohort</u>	 Completers of programs of less than 2 academic yrs (or equivalent)	 Completers of programs of at least 2 but less than 4 academic yrs (or equivalent)	Completers of bachelor's or equivalent degrees	Total <u>completers within 150%</u>
	(Column 10)	(Column 11)	(Column 12)	(Column 18)	(Column 29)
<u>Nonresident alien</u>	40	<input type="text"/>	<input type="text"/>	<input type="text" value="33"/>	33
<u>Hispanic/Latino</u>	120	<input type="text"/>	<input type="text"/>	<input type="text" value="90"/>	90
<u>American Indian or Alaska Native</u>	6	<input type="text"/>	<input type="text"/>	<input type="text" value="3"/>	3
<u>Asian</u>	60	<input type="text"/>	<input type="text"/>	<input type="text" value="47"/>	47
<u>Black or African American</u>	371	<input type="text"/>	<input type="text"/>	<input type="text" value="247"/>	247
<u>Native Hawaiian or Other Pacific Islander</u>	1	<input type="text"/>	<input type="text"/>	<input type="text" value="1"/>	1
<u>White</u>	2,505	<input type="text"/>	<input type="text"/>	<input type="text" value="1,970"/>	1,970
Two or more races	119	<input type="text"/>	<input type="text"/>	<input type="text" value="78"/>	78
<u>Race and ethnicity unknown</u>	10	<input type="text"/>	<input type="text"/>	<input type="text" value="8"/>	8
Total women	3,232	0	0	2,477	2,477
Total men + women	6,060	0	0	4,313	4,313

Institution: University of Missouri-Columbia (178396)

User ID: 29C0011

Section II - Bachelor's completers by length of time to degree

|--|

Section II - Bachelor's or equivalent degree-seeking subcohort - Transfers/exclusions

- In the columns below, report the status of those students in the BACHELOR'S OR EQUIVALENT DEGREE-SEEKING SUBCOHORT listed in Column 10 who did not complete a program within 150% of normal time to completion.
- Report transfers-out who did not complete a program in Column 30. If the mission of your institution includes providing substantial preparation for students to enroll in another eligible institution WITHOUT having completed a program, you must report transfer-out data in Column 30. A school is required to report only on those students that the school knows have transferred to another eligible institution. A school must document that the student actually transferred. If it is not part of your mission, you may report transfer-out data if you wish.
- Report eligible exclusions from the subcohort in Column 45. The ONLY allowable categories for this column are:
Students who died or became permanently disabled
Students who left school to serve in the armed forc

Institution: University of Missouri



Prepared by

Summary

2019 IPEDS Graduation Rate Component Data Summary

