

Institution: University of Missouri-Columbia (178396)

User ID: 29C0011

## Overview

IPEDS Student Financial Aid Component Overview - Public Academic Reporters

Welcome to the Student Financial Aid (SFA) component. The purpose of the SFA component is to collect information about financial aid provided to various groups of undergraduate students and military/veteran educational benefits for all students at your institution.

### Data Reporting Reminders:

- Report data to accurately reflect the time period corresponding with the IPEDS survey component, even if such reporting is seemingly inconsistent with prior-year reporting. For example, if a summer term began later than usual due to Coronavirus Pandemic postponements, continue to report using the timeframes as defined in the IPEDS instructions. NCES expects that some data reported during the 2021-22 data collection year will vary from established prior trends due to the impacts of Coronavirus Pandemic. If an error edit is triggered even when submitting accurate data, please indicate in the corresponding context box or verbally to the Help Desk that the seemingly inconsistent data are accurate and reflect the effects of Coronavirus Pandemic.

- Undergraduate Student Groups


You will be asked to report information for different groups of students.

Group 1: All undergraduate students

Group 2: Of Group 1, full-time, first-time degree/certificate-seeking students (FTFT)

Group 3: Of Group 2, FTFT students who paid the in-state/in-district tuition rate and were awarded any grant/scholarship aid from the federal government, state/local government, or the institution

Group 4: Of Group 2, FTFT students who paid the in-state/in-district tuition rate and were awarded any Title IV federal student aid



- COA Revisions

Revisions to Cost of Attendance (COA) used to calculate the net price of attendance can be made in this component.

Consult the instructions and screens to make sure you are reporting the correct aid amounts for the correct groups of students.

- College Affordability and Transparency Lists


Net price amounts calculated in SFA will be used to populate the U.S. Department of Education's College Affordability and Transparency lists.

- Interactive Edits and Error Messages

SFA contains interactive edits that will check for blank fields, invalid values, or values that fall outside expected ranges. Some error messages will require you to confirm or explain the values that you entered. Some error mess

8es3es sag Td 7popuom (an (S 7te)-8.s]TJ 0eac)-5.97iS 7te

Section 1: Part A



Section 1: Part B

Part B - Enter Information About Group 1

Reporting Reminders:

- Group 1 students are ALL undergraduate students (including first-time students) enrolled in Fall 2020.
- For this part, report:

For These Students	The Following Type(s) of Aid	Awarded in This Period
<ul style="list-style-type: none"> <li>• All undergraduate students enrolled in Fall 2020</li> </ul>	<ul style="list-style-type: none"> <li>• Grant or scholarship aid from: federal government state/local government the institution other sources known to the institution</li> <li>• Loans to students from: the federal government</li> </ul>	<ul style="list-style-type: none"> <li>• Any time during academic year 2020-21</li> </ul>



Institution: University of Missouri-Columbia (178396)

User ID: 29C0011

Section 1: Part C, Page 1

Part C, Page 1 - Enter Information about Group 2

Reporting Reminders:

- Group 2 students are all full-time, first-time degree/certificate-seeking undergraduate students enrolled in Fall 2020.
- In the fields below, report the number of Group 2 students paying in-district, in-state, and out-of-state tuition rates. If your institution does not offer different rates, report all students as paying in-state tuition rates.

Information from Part A	Fall 2020
Group 2: Full-time, first-time degree/certificate-seeking undergraduates (This number is carried forward from Part A, Line 02)	5,255

Group 2 students:			Fall 2020		YOUR PRIOR YEAR DATA
					Fall 2019
			Number of Group 2 students	Percentage of Group 2 students	Percentage of Group 2 students
01	01a	<u>paying in-district tuition rates</u>	<input type="text" value="0"/>	0	0
	01b	<u>paying in-state tuition rates</u>	<input type="text" value="3,765"/>	72	70
	01c	<u>paying out-of-state tuition rates</u>	<input type="text" value="1,490"/>	28	30
	01d	Unknown (calculated value) This value is calculated using the following formula: [A02-(C01a+C01b+C01c)]	<input type="text" value="0"/>	0	0



05	<u>Loans to students</u>		2,033	39	16,605,022	8,168	8,188
	05a	Federal loans	1,907	36	10,049,597	5,270	5,354
	05b	Other loans (including private loans)	396	8	6,555,425	16,554	15,798



Section 1: Comparison Chart


Institution: University of Missouri-Columbia (178396)

User ID: 29C0011

Section 1: Cost of Attendance

Cost of attendance for full-time, first-time undergraduate students

Reporting Reminders:

- Please enter the amounts requested below. These data will be made available to the public on College Navigator. If your institution participates in any Title IV programs (Pell, Stafford, etc.), you must complete all information.
- **Estimates of expenses for books and supplies, room and board, and other expenses are those from the Cost of Attendance report used by the financial aid office in determining financial need. Please talk to your financial aid office to get these numbers to ensure that you are reporting correctly.**
- **These numbers are carried forward from Institutional Characteristics and should only be changed if an error was made in the reporting.**

Charges for full academic year	2018-19	2019-20	2020-21
<b>Published <u>tuition</u> and <u>required fees</u>:</b>			
<u>In-district</u>			
Tuition	8,637	9,120	9,330
Required fees	1,335	1,357	1,393
Tuition + fees total	9,972	10,477	10,723
<u>In-state</u>			
Tuition	8,637	9,120	9,330
Required fees	1,335	1,357	1,393
Tuition + fees total	9,972	10,477	10,723
<u>Out-of-state</u>			
Tuition	25,707	26,991	27,612
Required fees	1,335	1,357	1,393
Tuition + fees total	27,042	28,348	29,005
<b>📘 <u>Books and supplies</u></b>			
	1,232	1,260	1,032
<b><u>On-campus:</u></b>			
<u>Room and board</u>	10,786	10,508	10,668
<u>Other expenses</u>	4,776	4,952	5,288
Room and board and other expenses	15,562	15,460	15,956
<b><u>Off-campus (not with family):</u></b>			
<u>Room and board</u>	10,786	10,508	10,120
<u>Other expenses</u>	4,776	4,952	5,288
Room and board and other expenses	15,562	15,460	15,408
<b>📘 <u>Off-campus (with family):</u></b>			
<u>Other expenses</u>	4,776	4,952	8,436




Section 1: Part D





03	Income level						
03a	\$0-30,000		405		405	6,438,240	15,897
03b	\$30,001-48,000		288		287	4,468,580	15,516
03c	\$48,001-75,000		382		381	5,037,310	13,187
03d	\$75,001-110,000		320		273	2,222,847	6,946
03e	\$110,001 and more		600		454	2,466,748	4,111
03f	Total all income levels		1,995		1,800	20,633,725	10,343

2020-21							
		Col. 1	Col. 2	Col. 3	Col. 4		
04	<b>i</b> Income level						
04a	\$0-30,000		331		331	4,646,001	14,036
04b	\$30,001-48,000		275		275	3,994,746	14,526
04c	\$48,001-75,000		340		340	4,577,127	13,462
04d	\$75,001-110,000		284		273	2,257,884	7,950
04e	\$110,001 and more		647		498	2,578,513	3,985
04f	Total all income levels		1,877		1,717	18,054,271	9,619

 The notes below provide context for the data you've reported above and may be posted on the College Navigator website.







## Section 2: Military Servicemembers and Veteran's Benefits - Undergraduate and Graduate

### Section 2: Military Servicemembers and Veteran's Benefits

**Important Note:**

- Report for Post-9/11 GI Bill Benefits : July 1, 2020 - June 30, 2021.
- Report for Department of Defense Tuition Assistance Program : October 1, 2020 - September 30, 2021

**Reporting Reminders:**

- Report the total number of student recipients and the total dollar amounts for each program.
- Student recipients can also include eligible dependents.
- Consult with your campus certifying official, who may not be in the student financial aid office.
- For Post-9/11 GI Bill Benefits, do not include the matching institutional aid provided through the Yellow Ribbon Program if your school participated.
- Information reported to IPEDS is only what is known to the institution.
- Enter zero (0) if your institution did not have beneficiaries for that student level or program. Please do not leave a cell blank.

Type of benefit/assistance	Number of students receiving benefits/assistance	Total dollar amount of benefits/assistance disbursed through the institution	Average dollar amount of benefits/assistance disbursed through the institution	YOUR PRIOR YEAR DATA
				Average dollar amount of benefits/assistance disbursed through the institution
<u>Post-9/11 GI Bill Benefits</u>				
Undergraduate students	257	2,417,428	9,406	9,333
Graduate students	98	946,105	9,654	9,451
<b>Total</b>	<b>355</b>	<b>3,363,533</b>	<b>9,475</b>	<b>9,361</b>

<u>Department of Defense Tuition Assistance Program</u>				
Undergraduate students	86	245,690	2,857	3,552
Graduate students				





Institution: University of Missouri-Columbia (178396)

User ID: 29C0011

Summary

IPEDS Student Financial Aid (SFA) Survey Summary

IPEDS collects important information regarding your institution. All data reported in IPEDS survey components become available in the IPEDS Data Center and appear as aggregated data in various Department of Education reports. Additionally, some of the reported data appears specifically for your institution through the College Navigator website and is included in your institution's Data Feedback Report (DFR). The purpose of this summary is to provide you an opportunity to view some of the data that, when accepted through the IPEDS quality control process, will appear on the College Navigator website and/or your DFR. College Navigator is updated approximately three months after the data collection period closes and Data Feedback Reports will be available through the [Data Center](#) and sent to your institution's CEO in November 2021.

Please review your data for accuracy. If you have questions about the data displayed below after reviewing the data reported on the survey screens, please contact the IPEDS Help Desk at: 1-877-225-2568 or [ipedshelp@rti.org](mailto:ipedshelp@rti.org).

Total grant aid awarded to all undergraduate students	\$186,806,049
Number of undergraduate students who were awarded a Pell Grant	4,845
Percentage of FTFT students who were awarded any financial aid	91%

	Percentage of FTFT students who were awarded grant aid by type	Average amount of grant aid awarded by type
Total	85%	\$11,312
Federal Government	39%	\$3,590
Pell	21%	\$4,528
Other Federal	38%	\$1,197
State/Local Government	33%	\$2,267
Institutional	82%	\$8,976

	Percentage of FTFT students who were awarded and accepted loans by type	Average amount of loans awarded and accepted by type
Total	39%	\$8,168
Federal	36%	\$5,270
Non-federal	8%	\$16,554

Average net price for FTFT students who were awarded grant aid	\$18,249
Average net price for FTFT students who were awarded Title IV federal student aid	
\$0 – 30,000	\$13,482
\$30,001 – 48,000	\$12,992
\$48,001 – 75,000	\$14,056
\$75,001 – 110,000	\$19,568
\$110,001 and more	\$23,533

Military Service members and Veteran's Benefits			
		Number of students receiving benefits/assistance	Total dollar amount of benefits/assistance awarded through the institution
Post-9/11 GI Bill Benefits			
	Undergraduate students	257	\$2,417,428
	Graduate students	98	\$946,105
	Total	355	\$3,363,533
Department of Defense Tuition Assistance Program			
	Undergraduate students	86	\$245,690
	Graduate students	33	\$47,672
	Total	119	\$293,362

Edit Report

Student Financial Aid

Source	Description	Severity	Resolved	Options
Screen: <a href="#">Part C, Page 2 - Enter Information about Group 2</a>				
Screen Entry	The average amount of this type of aid awarded to Group 2 students is outside the expected range of between 15,116 and 16,480 when compared with the prior year value. Please check the number of students and the total amount of aid awarded to these students, and correct or explain the discrepant values. (Error #7147)	Explanation	Yes	
Reason	Number of Full-time, first-time degree seeking undergraduates receiving outside loans decreased but the total amount borrowed increased.			
Screen: <a href="#">Part D - Enter Information about Group 3</a>				
Screen Entry	The number entered is outside the expected range of between 1,733 and 3,217 when compared with the prior year value. Please correct your data or explain. (Error #7169)	Explanation	Yes	
Reason	Related to enrollment growth and CARES Act funding.			
Screen Entry	The number entered is outside the expected range of between 1,473 and 2,735 when compared with the prior year value. Please correct your data or explain. (Error #7169) <b>This edit and explanation were retained from the prior year (for reference) and do not need to be re-explained in the current year edit report.</b>	Explanation	Yes	
Reason	Related to overall undergraduate enrollment growth.			
Screen: <a href="#">Part E - Enter Information about Group 4</a>				
Screen Entry	The number entered is outside the expected range of between 23 and 41 when compared with the prior year value. Please correct your data or explain. (Error #7169)	Explanation	Yes	
Reason	More students chose to live off-campus.			
Screen Entry	The calculated average amount of grant or scholarship aid awarded to Group 4 students from the federal government, state/local government, or the institution for this income level is smaller than expected in comparison with the other income levels. Please check the values reported for the number of these students who were awarded any Title IV aid (Col. 1) and the total amount of grant or scholarship aid awarded to them (Col. 3) and correct your data or explain the discrepancy. (Error #7317)	Explanation	Yes	
Reason	The data reported is correct. The number of students that met our priority aid deadline were fewer in that income category.			
Screen Entry	The number entered is outside the expected range of between 34 and 62 when compared with the prior year value. Please correct your data or explain. (Error #7169) <b>This edit and explanation were retained from the prior year (for reference) and do not need to be re-explained in the current year edit report.</b>	Explanation	Yes	
Reason	More students chose to live on-campus.			